



# Library Currents

Volume 2, Number 6

March 15, 2000

The Todd Wehr Memorial library is pleased to announce the availability of an extensive collection of online eBooks covering a wide range of professional, scholarly, literary, and reference materials. The new electronic resource, called netLibrary, is a powerful information resource that allows you to check out and read electronic books (ebooks) online, search thousands of ebooks simultaneously, and conduct full-text searches of every word in every ebook.

What is an eBook? eBooks are electronic versions of printed books. They have the same information, are enriched with photos and illustrations, and can be viewed online from any computer connected to the Internet.

How do you access these books? Go to <http://www.netlibrary.com>. On the right side of this page will be the Wisconsin Academic library logo; below the logo you will be given a chance to log in. If you have never used netLibrary, you must create an account; the good news is that the account will follow you wherever you choose to access netLibrary. You will then be able to access these titles from home. After you fill in the account information, you will be asked to agree to terms of use. Assuming that your name and password are unique, you will be greeted by a personalized Carroll College page.

Note that the very first taskbar across the top will allow you to search for books in either of two modes: Quick Search or Power Search. Note, too, that the boxes below the search screen give you a chance to search either the private or the public library. The private library contains those copyrighted books that we, in conjunction with other WAICU institutions, have purchased. The public library contains books for which the copyright has expired. That library, then, is drawn primarily from the Gutenberg project, a long-standing attempt to digitize those older editions of materials for which the copyright is no longer in effect.

What is a Quick Search? Quick Search allows you to locate an eBook quickly by searching keywords, author, title or subject.

**To perform a Quick Search**

1. Select a Quick Search option from the dropdown list on the main navigation panel.
2. Enter search text.
3. Click GO.
4. netLibrary displays the search results.

What is a Power Search? Power Search allows you to search multiple fields, including title, author and keywords. The more information you enter, the more precise the results.

**To perform a Power Search:**

1. Click POWER SEARCH on the netLibrary main navigation panel.

2. Enter search text.

Note that text entered in the Title, Author or Keywords fields searches the card catalog. While text entered in the Full Text field searches the full text of all eBooks.

3. Select the eBooks collections you want to search.

4. Click Search.

5. netLibrary displays the search results.

Eventually, these titles will also be available through the Carroll College library catalog, PioPac.

How do you check out a book? When you have identified your book, you will be given two choices: you can view the book or check it out online (for now, ignore the bookshelf choice as that is not yet active). If you choose to view the book, it will be yours for fifteen minutes. If you choose to check it out online, the book will be yours for 24 hours. During that time no one from any of the WAICU institutions (with whom we partnered in the purchase of these materials) will be able to view or check out that particular item. At the end of 24 hours the book will automatically revert to an available status.

Why would anyone want to read a book from a computer screen, you ask?! Well, these eBooks will appeal to students primarily because of the “across the library” full-text keyword searching capability. Using appropriate search terms, netLibrary will search its entire collection of books to come up with pertinent information in any of several books. Students may then refer to just these few pages to complete a project. Faculty may also value this approach to finding particular pieces of information or to tracking down discussions of specific topics with one search through an entire electronic library of books.

The list of titles purchased by the library is available at <http://carroll1.cc.edu/netliblist.html>. This list does not include the Gutenberg titles that are also available in the Public Collection.

**Please Announce to Your Advisees.** Library101 Learning in the Informational Age

Learn modern research strategies using library and Internet resources.

Learn to develop a research topic.

Learn to locate appropriate sources in an online research environment.

Learn to examine the purpose and credibility of a variety of sources.

Library 101 Learning in the Informational Age

Summer Session I

May 8-27, 2000

Tuesdays and Thursdays 6-10PM

2 Credits

Kristin Miller, Instructor

**Retirement 101.** Taking Retirement; a Beginner's Diary (Beacon Press, 1999: HQ 1064 .U6 I6487) documents the emotional journey of a college writing teacher remaking himself after 40 years in the classroom. In the months approaching his retirement, from February to October, 1997, Carl Klaus maintained a journal of his bittersweet feelings as he approached retirement from the University of Iowa where he was a founder of the non-fiction writing program.

“Though I don't expect to shed any tears this May, it does seem as if I'm going through something that the self-help folks and counselors would call separation anxiety and grief—the trauma of transition.”

Klaus' journal also records how his colleagues, neighbors and relatives handled retirement. It records separation pangs, TIAA/CREF decisions, the forced evacuation of a cluttered office, and a growing realization that life would go on without him, in some sense as if he had never existed.

Klaus, author of two books on his gardening avocation, also records a lifetime dream trip to the Canadian Rockies and many gourmet menus prepared from his garden's harvest.

Handling retirement is a dress rehearsal for the ultimate transition, our own mortality: Retirement,” says Klaus, “is the final fling. The Love Boat, the trip-around-the-world, the Jeep Grand Cherokee, the bathroom-of-our-dreams.”

**Online Bookmark Services.** Another truly great find on the World Wide Web is the online bookmark service. Have you ever been on a friend's computer and wished you had the address to a favorite Web site? Do you wish you had access to all your bookmarks whether you are in the classroom, library, office or home? Online bookmark services let you store and organize bookmarks on their site so you can reach them from any computer with Web access. Registration is free. These services have great features like easy importation of existing bookmarks. The two services mentioned here also let you make your bookmarks lists available to the public, a useful feature for faculty.

**MURL** <http://murl.com/> MURL (MyURLs) is headquartered in Cedar Rapids, Iowa, and was one of the first online bookmark utilities. They claim they have never lost a URL. MURL is a favorite with librarians and it is easy to use. Adding addresses to MURL is simple after setting up a URL-to-MURL button on your toolbar. This allows you to add a bookmark to MURL with only one click while surfing. And if your list of addresses is very large you can even keyword search your list for the Web address you are looking for.

**itList** <http://www.itlist.com/> itList claims to be the web's first bookmark portal, and describes itself as “your bookmarks on steroids.” It has features similar to MURL with a couple of extras. You can use email to send bookmarks to itList when you want to record many sites at once, or when you don't have access to a Web browser. itList can watch the bookmarks you choose for changes, and when a bookmark gets new content itList will notify you to visit the site to see the new information.

**New Books.** A list of all newly purchased books cataloged during February is attached to the electronic version of this issue of **Library Currents** and is available on the library's webpage by selecting “Recent Acquisitions.”

# Carroll Legacy

An Occasional Publication of the Carroll College Archives  
Preserving the Collective Memory of Wisconsin's Pioneer College  
Number 2, March, 2000.

One Hundred Years Ago . . .

From the campus newspaper, *The Carroll Echo*, June, 1900.

## Dedication of Voorhees Hall

The most notable event witnessed at Carroll in a good many years took place on June 1, on the occasion of laying the corner-stone of Voorhees hall (the addition extending Main Hall to the north). The ceremony was performed by Gov. Edward Scofield, in the presence of nearly 1500 citizens of Waukesha, and of Carroll's distinguished alumni and friends.

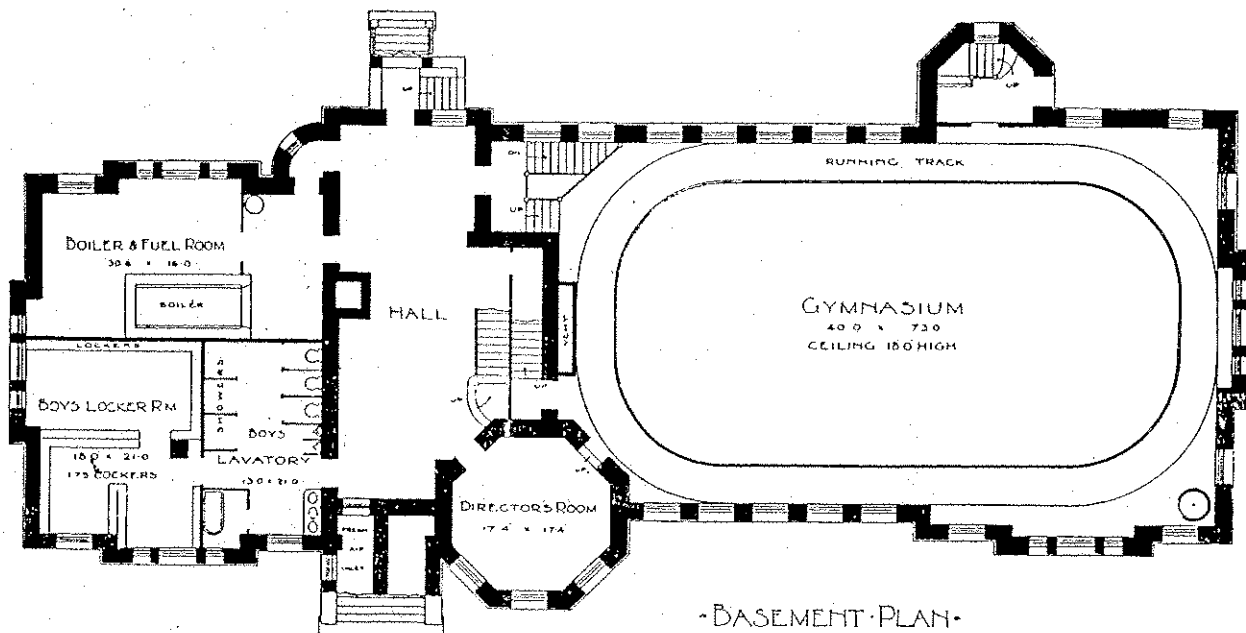
The day was a beautiful one. The platform which was the first floor of the new building, was profusely decorated with orange and white bunting, and streamers were hung from the windows of the old building. The platform was occupied by the city council, board of education, library board, city clergy, speakers of the day, college faculty, college chorus, orchestra and press representatives. . . .

The program as rendered was fine and imposing. Excellent selections by the chorus and orchestra were interspersed between the speeches. Four short addresses were made by distinguished friends of Carroll. . . .

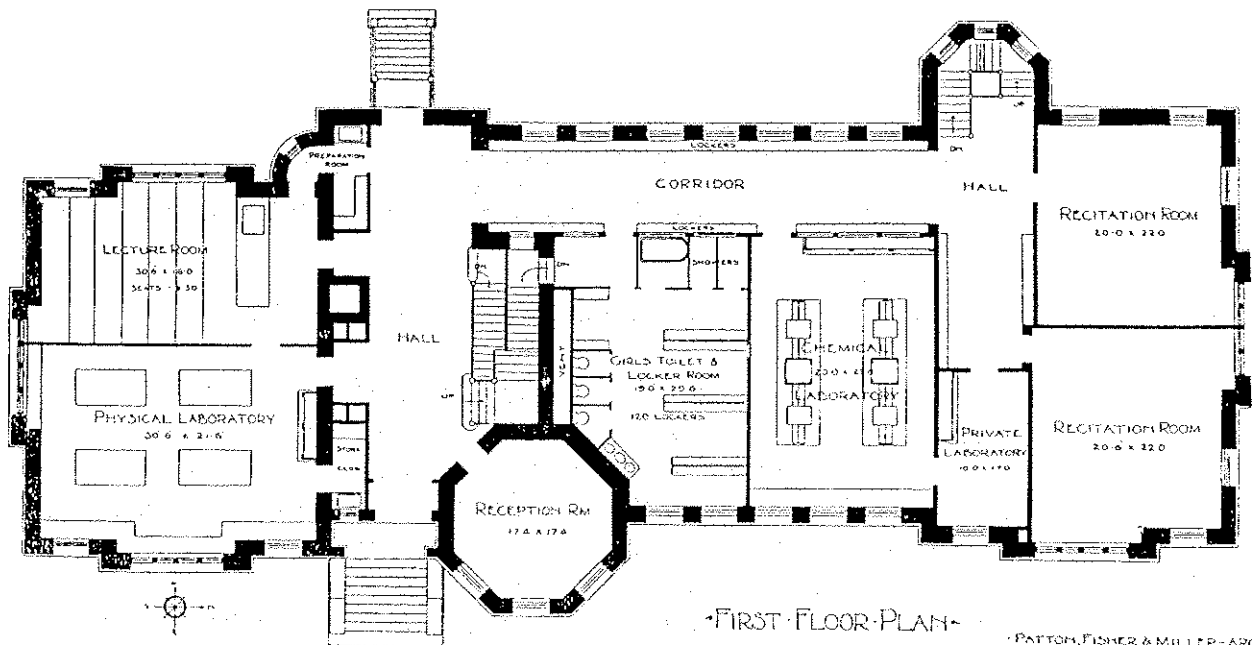
As the Governor tapped the corner-stone with his trowel, he said, "I now dedicate Voorhees Hall to education and Christianity for all time."

A copper box was bricked in behind the corner-stone containing the following: A Bible, catalogue, charter and history of Carroll, copy of the day's program, signatures of the faculty and students, list of contractors and amounts of their contracts, file of the *Carroll Echo* for the current year, and various official documents of the city of Waukesha.

Beautiful souvenir programs were distributed . . . When the Governor left he was given three arousing cheers. The occasion was one long to be remembered by those who witnessed it.

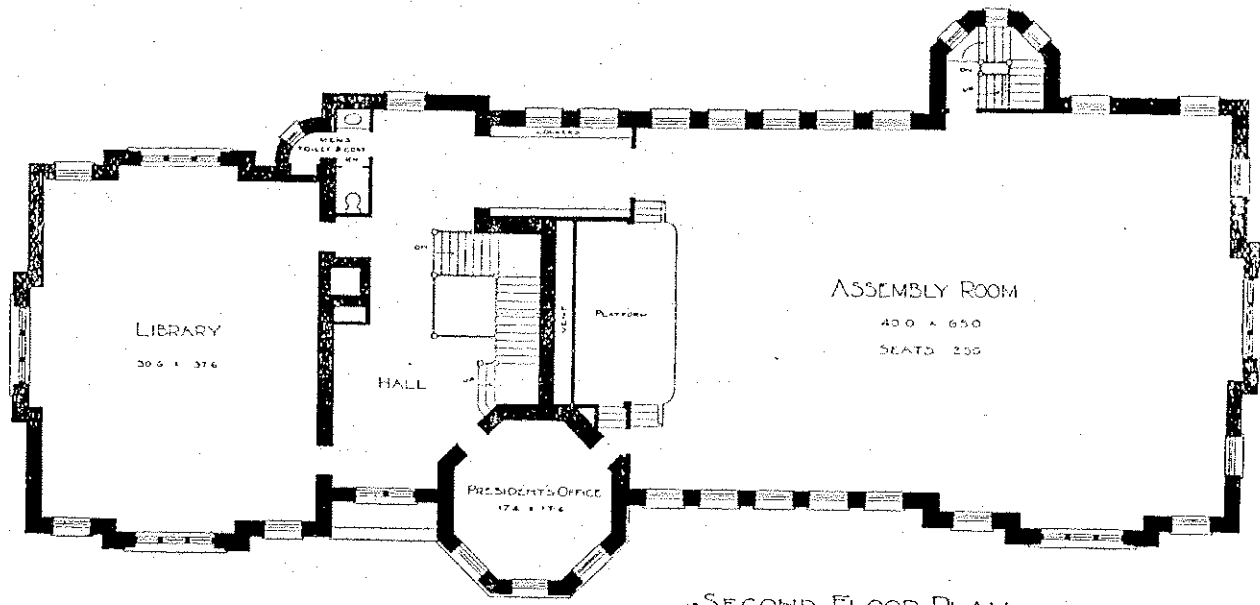


-BASEMENT PLAN-

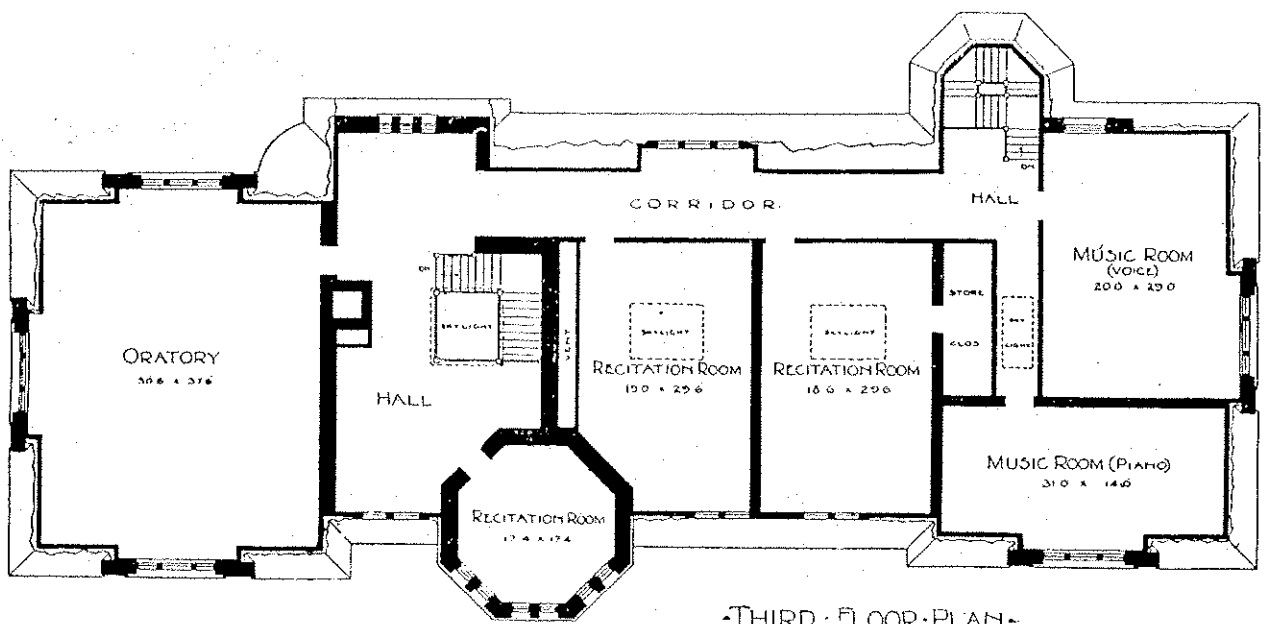


•FIRST FLOOR PLAN•

PATTON, FISHER & MILLER - ARCHTS.  
CHICAGO, ILL.



•SECOND FLOOR PLAN•



•THIRD FLOOR PLAN•